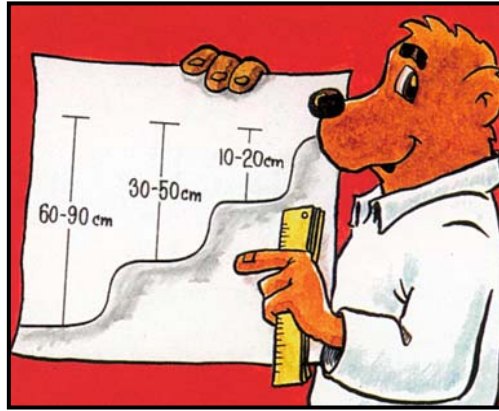





1 The garden pond should be placed in a sunny and open area. This allows plants to grow and gives ideal living conditions for fish, frogs etc. Please observe that downfall of leaves from trees and bushes may obstruct the biologic environment of a pond.



2 The bottom of the pond should be more or less horizontal. Dig out the hole in several levels, f.inst. the deepest spot should be 60-90cm, with terrace like slopes of approximately 10-20cm and 30-50cm.




3 After digging out the hole, you should ensure that the rim of the pond is in level. You can control this by using a wooden board and a spirit level.



4 The bottom of the pond should be lined with a layer of fine sand before the **Monarflex Pondliner** is installed. This is important as the water pressure from the pond could otherwise result in cutting damages by sharp rocks.



5 Before filling the pond with water you must straighten out the pond liner to follow the contours of the hole. Fill enough water to cover the bottom and carefully step on the liner in the bottom and in corners on all terrace levels. This ensures that you have enough liner material to completely cover the hole. You should have at least 15cm overlap over the top rim. On top of the liner you can install some heavy blunt rocks without sharp edges. They will quickly form an integral part of your pond environment and keep the pondliner down.



6 When the pond liner is positioned correctly you may fill up the pond with water. The water should have the right acidity. This can be achieved by placing some blocks of peat mull at the bottom of the pond which neutralizes the calcium content of the water, thereby reducing the growth of algae.



7 After filling the pond with water the rim should be fixed around the top. Excess liner material is cut off after ensuring you have at least 15cm of overlap. You can now place decorative rocks, grass and plants around the rim. You can also place underwater plants in the pond itself.



8 Keeping fish in your pond can be a great experience, especially for children. Fish live well in ponds with low water levels, which makes them easier to see. If you keep fish in the pond all year around, you should ensure that an area is kept free from ice.